

## Turkey Tube Call Instructions

Please feel free to contact me if you need any help getting your tube call to work





TWE Custom Calls

P.O. Box 235

Canby, OR. 970013

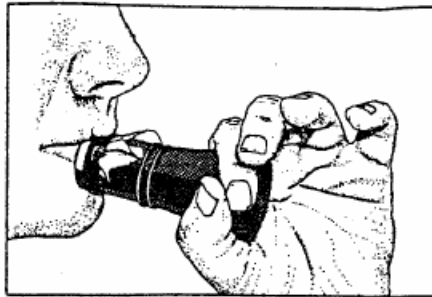
<http://www.twecustomcalls.com/>

[sales@twecustomcalls.com](mailto:sales@twecustomcalls.com)

	Place the latex on the tube using your fingers to hold the edge of the latex parallel to the lip guard
	Roll the "O" ring from the latex side over the lip guard
	Stretch the latex tight by pulling the edges down and then just adjust the tightness of the latex to fit the sound that you are trying to achieve. After a little practice it goes quickly.
	Using different thickness of latex will also create a different sound. You can use disposable gloves like you get for painting and just about anything laying around. The thinner the latex the louder the pitch and the thicker the latex the more raspy.

## This is a copy of the call instructions for the H.S. Strut™ Turkey Tube Call

### H.S. Strut™ Wild Turkey Tube Call Instructions



With practice, you can use the H.S. Strut™ Wild Turkey Tube Call to make any and all calls of the wild turkey. Place your lower lip against the bottom edge of the diaphragm (latex reed). Allow your upper lip to overlap the mouthpiece. Exhale from the chest and funnel the air between your lower lip and the edge of the latex reed. By saying "tuck" or "tick" into the call, you should be able to create a sound.

#### These are the basic calls:

**Yelp.** To make a yelp, turn the latex reed side of the call up, placing your lower lip on the latex and allowing your upper lip to rest on top of the call. To make a sound, blow air between your lower lip and the latex. The more pressure you put on the latex with your lower lip, the higher the pitch of the call. When you have achieved the pitch you want, simply drop your jaw slightly to obtain the low note of the yelp. By speeding up the high-low process, you produce the yelp.

**Clucks.** To make a cluck, use a medium amount of lip pressure and huff short bursts of air while saying "what" or "hut."

**Cuts.** Cuts are made by using more lip pressure and speeding up the rhythm of the cluck.

**Kee-Kee Run.** Say "tee, tee, tee" into the call to imitate the high-pitched cries of the lost young turkey.

**Gobble.** Quickly say "tooka, tooka, tooka, tooka."

**CAUTION:** Be *extremely* careful when using the gobble call, especially if other hunters could be hunting in the same area as you.